

5. INFRARED MOTION SENSOR SWITCH

INFRARED

PURPOSE

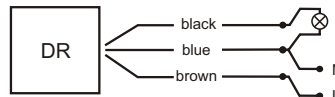
Motion sensors are used for automatic attached temporary lighting in the event of a person or other object in such areas as hallways, courtyards, approach and access roads, garages, etc. The use of motion sensors to automatically accompany the lighting makes use of the lighting is more convenient and cheaper in operation.

FUNCTIONING

The sensor detects infrared radiation source. It's analysing parameters as the size of the object, the amount of heat emitted, and the speed of movement between the various sectors of detection. Detector head is moving in two dimensions, which allows for precise setting of the matched field detection to the individual requirements of the user. Movement detection in the box will automatically attach to the lighting time set by the user. After that time, the lighting is switched off automatically. Motion sensor is equipped with an automatic control include preventing crepuscular lighting during the day. The state detector and a willingness to attach lighting is activated only after dusk. The timing of activation of the sensor can be adjusted by the user potencjometrem.

DR-05 W WHITE

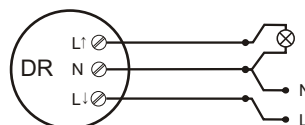

DR-05 B BLACK



supply	230V AC
current load	<5A
ambient light	3+2000Lx
detection motion speed	0,6+1,5m/sek
time-delay	8sek±3sek ÷ 10min±2min
detection range - horizontal	140°+180°
detection range - vertical	0°+45°
detection distance (for <24°C)	12m
installation height	0,5+3,5m
power consumption	0,45W
connection	screw terminals 1,5mm ²
working temperature	-20+40°C
dimensions	75×87×185mm
fixing	two screws to substrate
protection level	IP40

DR-06 W WHITE

DR-06 B BLACK



supply	230V AC
current load	<7A
ambient light	3+2000Lx
detection motion speed	0,6+1,5m/sek
time-delay	10sek±5sek ÷ 4min±1min
detection range - horizontal	360°
detection distance (for h=3m, T<24°C)	r=5m
installation height	h=2,5+3m
power consumption	0,45W
connection	screw terminals 1,5mm ²
working temperature	-20+40°C
dimensions	Ø=110mm, h=35mm
fixing	two screws to substrate
protection level	IP20

MICROWAVE

PURPOSE

Microwave motion detector is used for automatic, temporary lighting attach if a person or another object appears in detector's range in places such as hallways, courtyards, approaches and driveways, garages, etc.

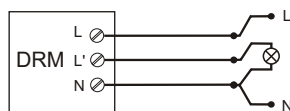
Microwave sensor allows for motion detection by wooden boards, plasterboard panels, glass and plastics.

FUNCTIONING

DRM sensor emits and bounces high-frequency 5.8GHz electromagnetic waves. The sensor detects changes in the reflected waves caused by movement of the object in the area of detection. The sensor detects movement of an object to and from the sensor. Movement in the range of detection will automatically attach the lighting for time set by the user. After this time the lights will be turned off automatically. The motion sensor is equipped with Light dependant relay able to attaching lighting during the day. Detection status and stand-by to attach lights are activated only after dusk. Sensor activation time might be adjust by the user. In addition, there is a possibility of adjustment of the detection area in range 3-10m (for h = 2.5 m) and the receiver actuation time adjustment to 8sek-12min. The inclusion of the receiver is signaled by a shining green LED. Sensor can work indoors. The sensor allows for motion detection by wooden boards, plasterboard panels, glass and plastics. Temperature changes do not affect on motion detection

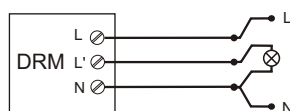
The power of microwave radiation is relatively low and is completely safe for humans and animals. Its value is less than 10mW. By comparison, microwaves and cell phones radiate about 1000mW of power (100 times harder).

DRM-01



supply	230VAC
current load	<5A
frequency of the microwaves radiation	5,8GHz
power radiation	<10mW
detection range	360°
detection ray - adjustable (for h=2,5m)	1+10m
activation treshold - adjustable	2+2000Lx
receiver's activation time - adjustable	8sec+12min
activation delay	1sec
power consumption	0,9W
connection	screw terminals 1mm ²
working temperature	-25+50°C
dimensions	46x93x42mm
fixed	two screws to the substrate
protection level	IP20

DRM-01



supply	230VAC
current load	<5A
frequency of the microwaves radiation	5,8GHz
power radiation	<10mW
detection range	360°
detection ray - adjustable (for h=2,5m)	1+10m
activation treshold - adjustable	2+2000Lx
receiver's activation time - adjustable	8sec+12min
activation delay	1sec
power consumption	0,9W
connection	screw terminals 1mm ²
working temperature	-25+50°C
dimensions	Ø103 h=42mm
fixed	two screws to the substrate
protection level	IP40

DRM-03 PLAFOND WITH HIDDEN SENSOR



supply	230VAC
type of light bulb	E27 max. 60W
frequency of the microwaves radiation	5,8GHz
power radiation	<10mW
detection range	360°
detection - adjustable	1+8m
activation treshold - adjustable	2+2000Lx
receiver's activation time - adjustable	5sec+15min
activation delay	1sec
power consumption of sensor	0,9W
connection	screw terminals 1,5mm ²
working temperature	-25+50°C
dimensions	Ø285 h=110mm
fixed	three screws to the substrate
lampshade	milk-white glass